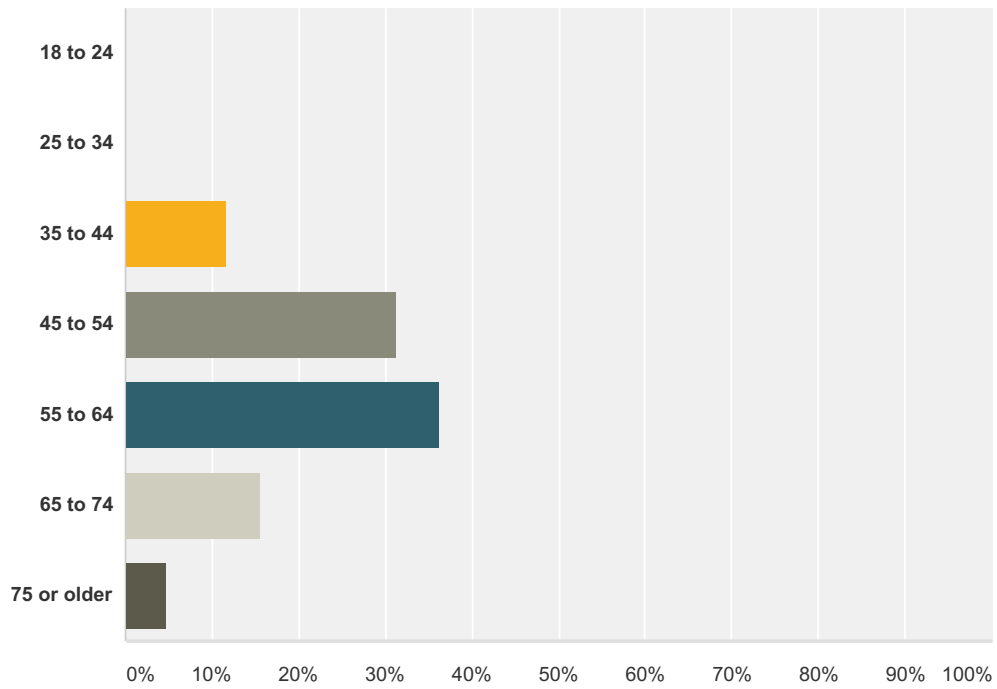


Q1 What is your age?

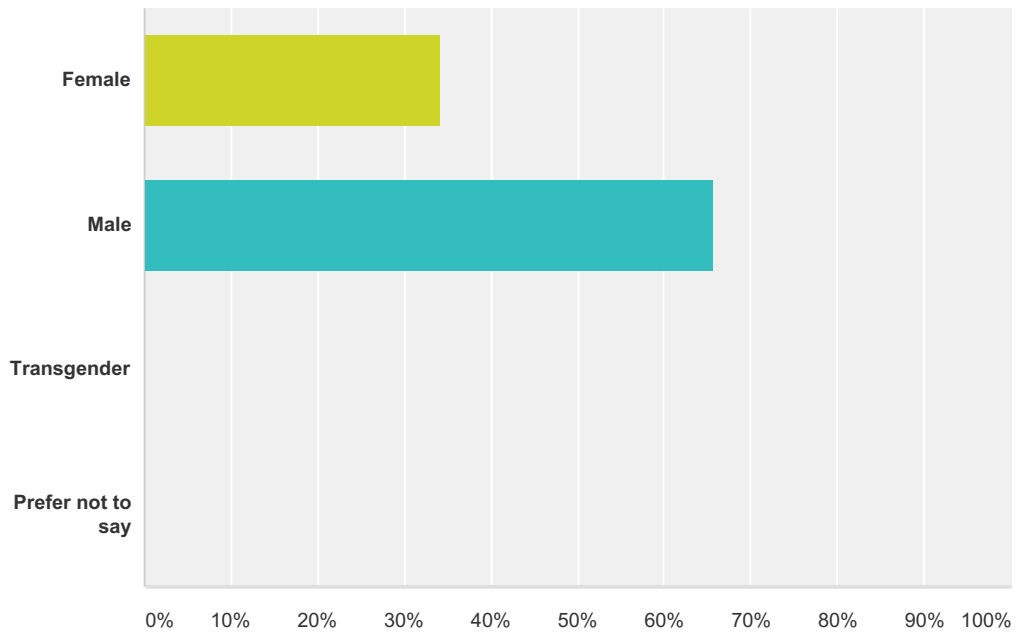
Answered: 102 Skipped: 0



Answer Choices	Responses
18 to 24	0.00% 0
25 to 34	0.00% 0
35 to 44	11.76% 12
45 to 54	31.37% 32
55 to 64	36.27% 37
65 to 74	15.69% 16
75 or older	4.90% 5
Total	102

Q2 What is your gender?

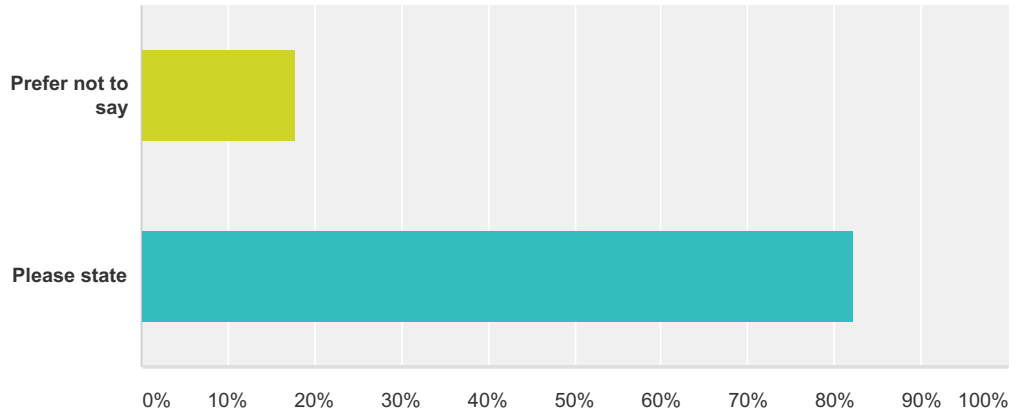
Answered: 102 Skipped: 0



Answer Choices	Responses
Female	34.31% 35
Male	65.69% 67
Transgender	0.00% 0
Prefer not to say	0.00% 0
Total	102

Q3 Ethnicity

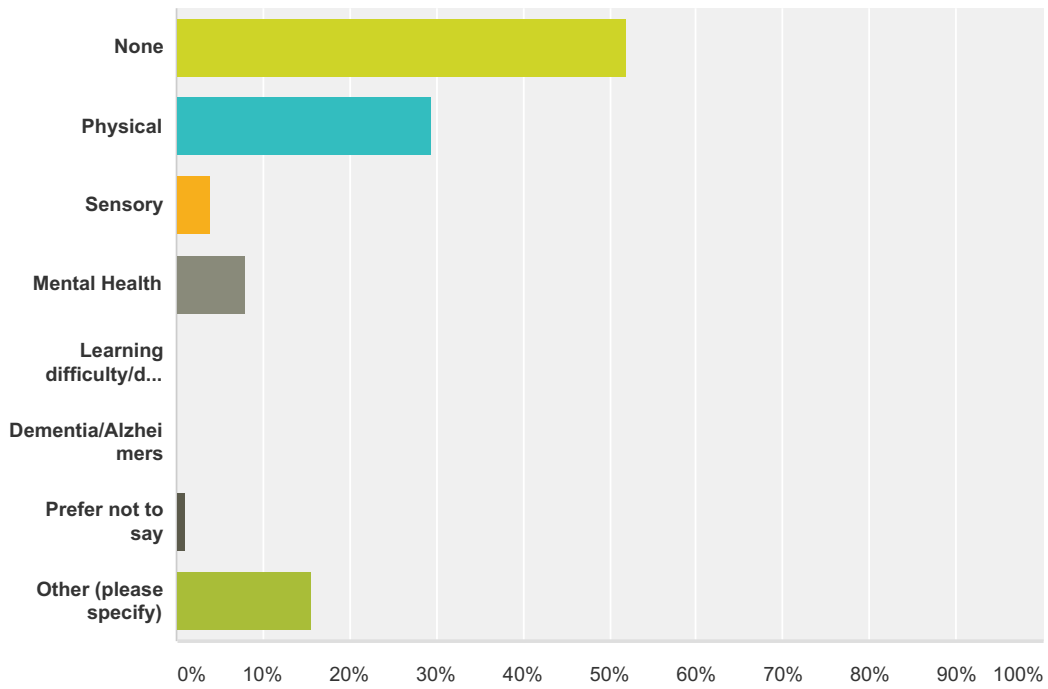
Answered: 102 Skipped: 0



Answer Choices	Responses
Prefer not to say	17.65% 18
Please state	82.35% 84
Total	102

Q4 Disability

Answered: 102 Skipped: 0



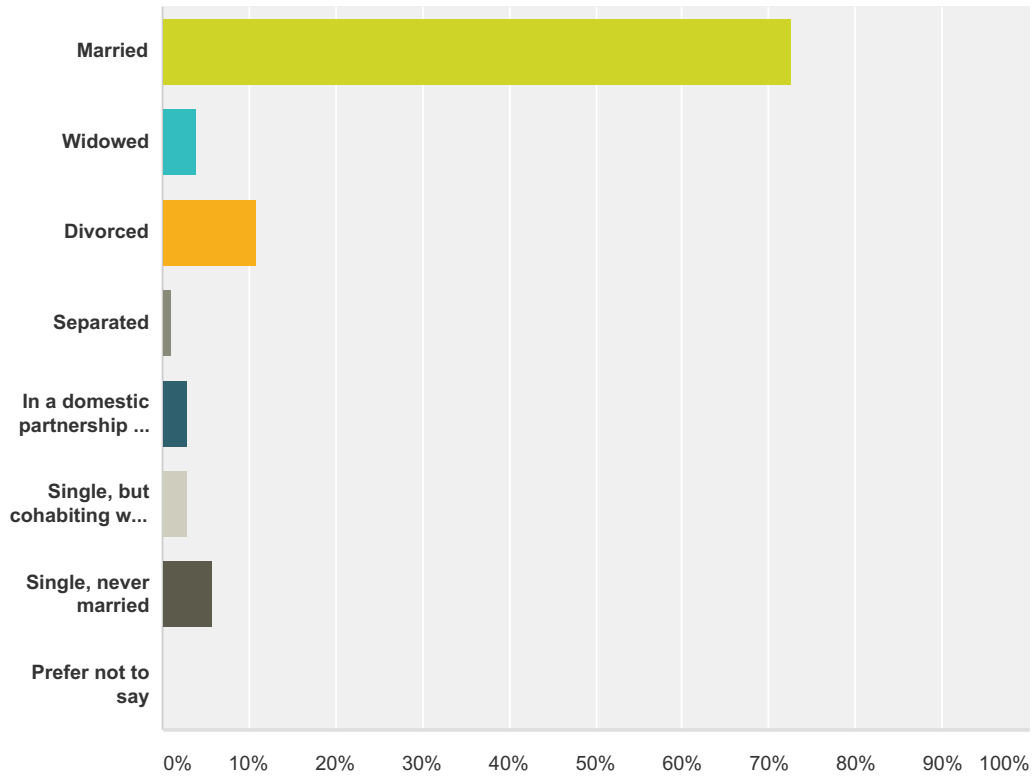
Answer Choices	Responses
None	51.96% 53
Physical	29.41% 30
Sensory	3.92% 4
Mental Health	7.84% 8
Learning difficulty/disability	0.00% 0
Dementia/Alzheimers	0.00% 0
Prefer not to say	0.98% 1
Other (please specify)	15.69% 16
Total Respondents: 102	

Q5 Postcode

Answered: 102 Skipped: 0

Q6 Which of the following best describes your current relationship status?

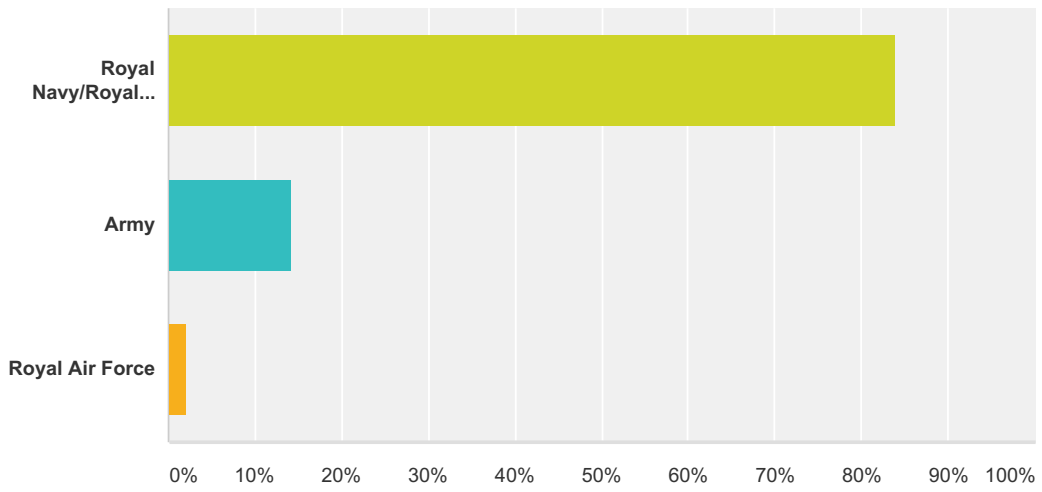
Answered: 102 Skipped: 0



Answer Choices	Responses
Married	72.55% 74
Widowed	3.92% 4
Divorced	10.78% 11
Separated	0.98% 1
In a domestic partnership or civil union	2.94% 3
Single, but cohabiting with a significant other	2.94% 3
Single, never married	5.88% 6
Prefer not to say	0.00% 0
Total	102

Q7 Service (Select all that apply)

Answered: 99 Skipped: 3



Answer Choices	Responses
Royal Navy/Royal Marines	83.84% 83
Army	14.14% 14
Royal Air Force	2.02% 2
Total Respondents: 99	

Q8 What year did you join? (enter 4-digit year; for example, 1976)

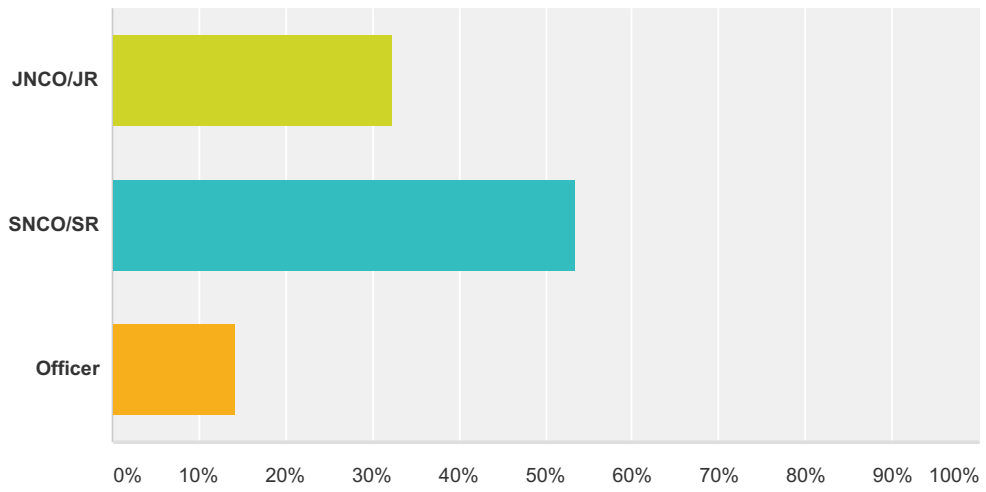
Answered: 99 Skipped: 3

Q9 What year did you leave? (enter 4-digit year; for example, 2002)

Answered: 99 Skipped: 3

Q10 Rank on discharge

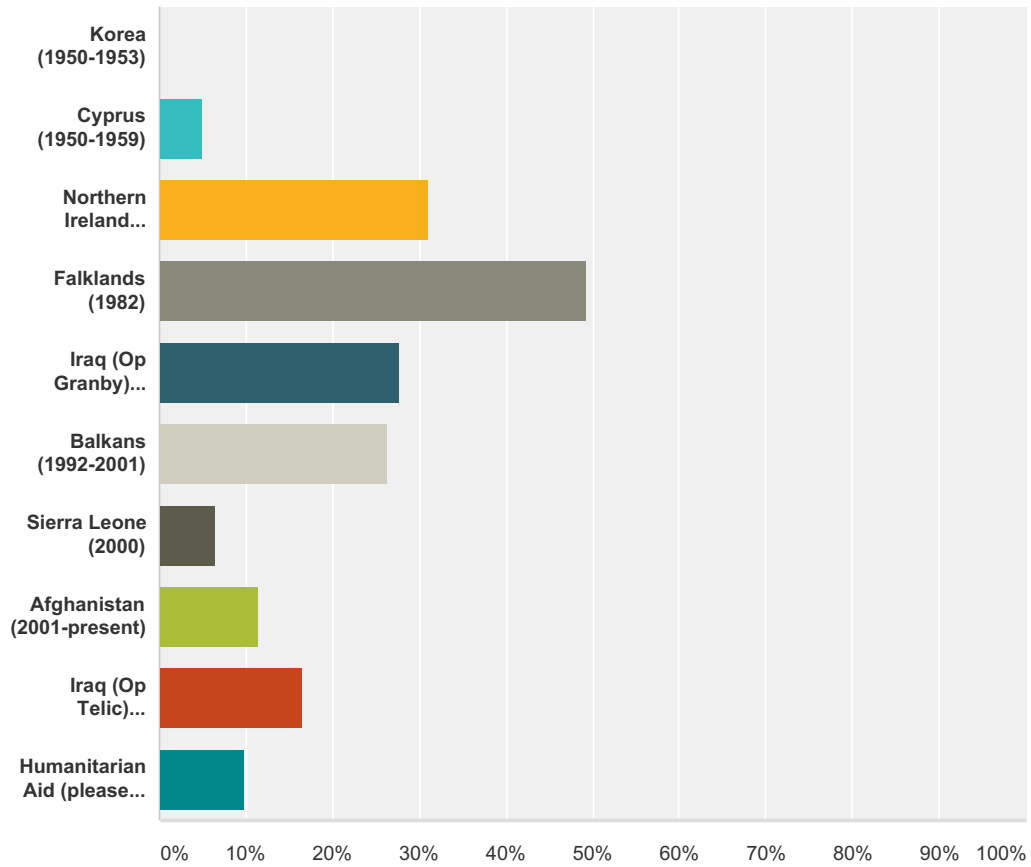
Answered: 99 Skipped: 3



Answer Choices	Responses
JNCO/JR	32.32% 32
SNCO/SR	53.54% 53
Officer	14.14% 14
Total	99

Q11 Deployment History (please select all that apply)

Answered: 61 Skipped: 41



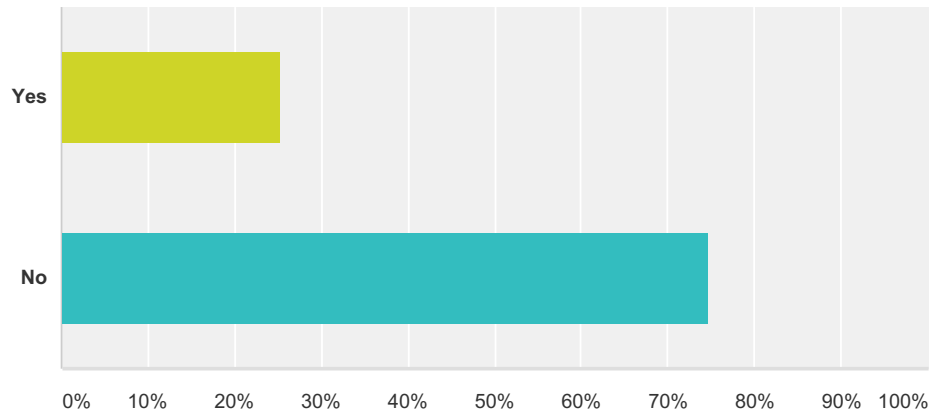
Answer Choices	Responses
Korea (1950-1953)	0.00% 0
Cyprus (1950-1959)	4.92% 3
Northern Ireland (1969-1998)	31.15% 19
Falklands (1982)	49.18% 30
Iraq (Op Granby) (1990-1991)	27.87% 17
Balkans (1992-2001)	26.23% 16
Sierra Leone (2000)	6.56% 4
Afghanistan (2001-present)	11.48% 7
Iraq (Op Telic) (2003-2009)	16.39% 10
Humanitarian Aid (please specify)	9.84% 6
Total Respondents: 61	

Q12 Any other experiences, deployments and activities that have effected your wellbeing (please give brief details and dates)

Answered: 22 Skipped: 80

Q13 Are you in receipt of payments under the Armed Forces Compensation Scheme/War pension)?

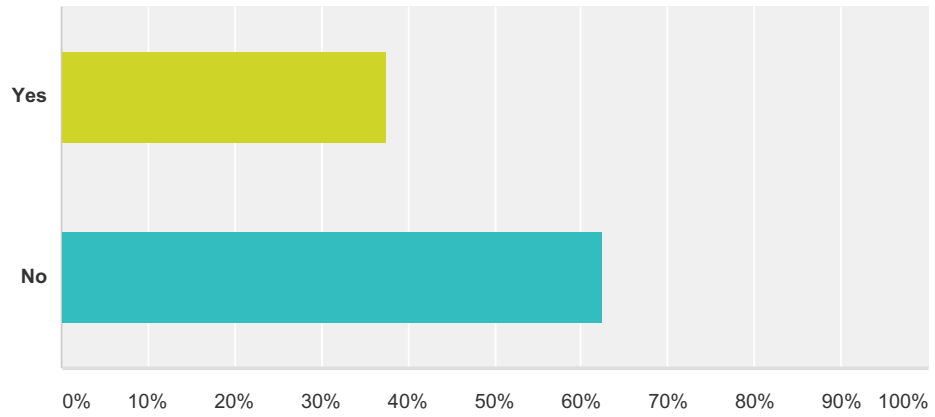
Answered: 95 Skipped: 7



Answer Choices	Responses
Yes	25.26% 24
No	74.74% 71
Total	95

Q14 As a 'War Pensioner' are you aware of the Priority Treatment Pledge?

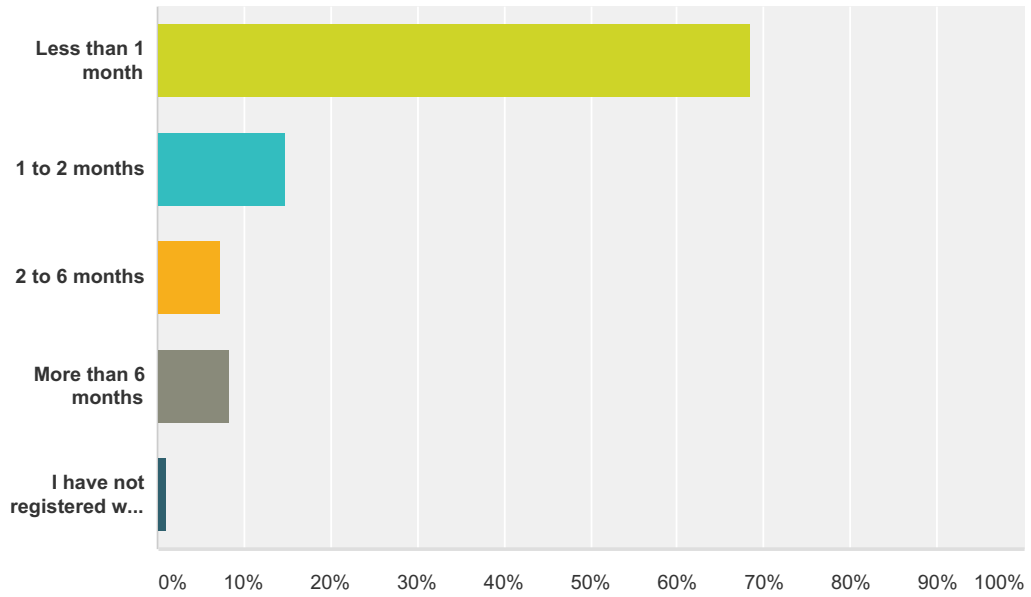
Answered: 24 Skipped: 78



Answer Choices	Responses	
Yes	37.50%	9
No	62.50%	15
Total		24

Q15 How long was it between leaving and registering with a GP?

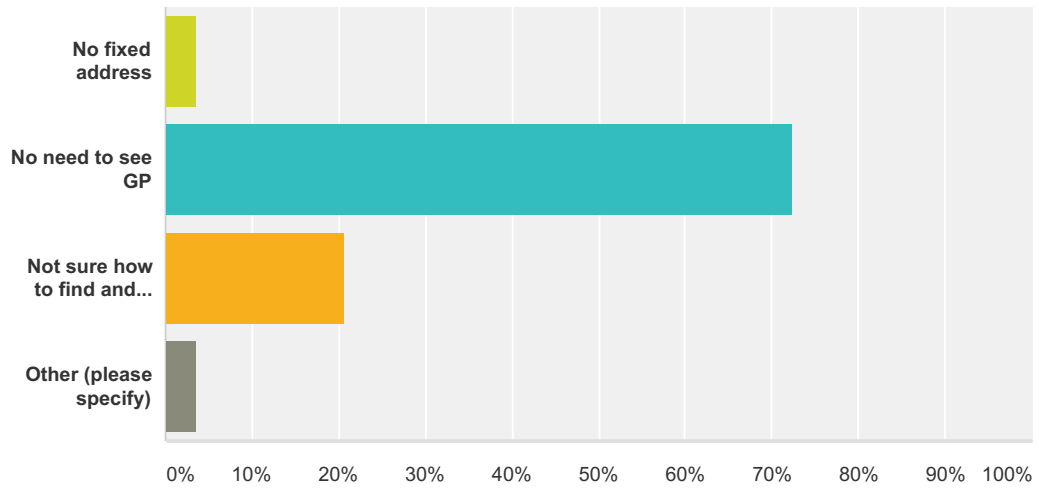
Answered: 95 Skipped: 7



Answer Choices	Responses
Less than 1 month	68.42% 65
1 to 2 months	14.74% 14
2 to 6 months	7.37% 7
More than 6 months	8.42% 8
I have not registered with a GP	1.05% 1
Total	95

Q16 If it was more than 1 month before you registered with a GP, what caused the delay?

Answered: 29 Skipped: 73



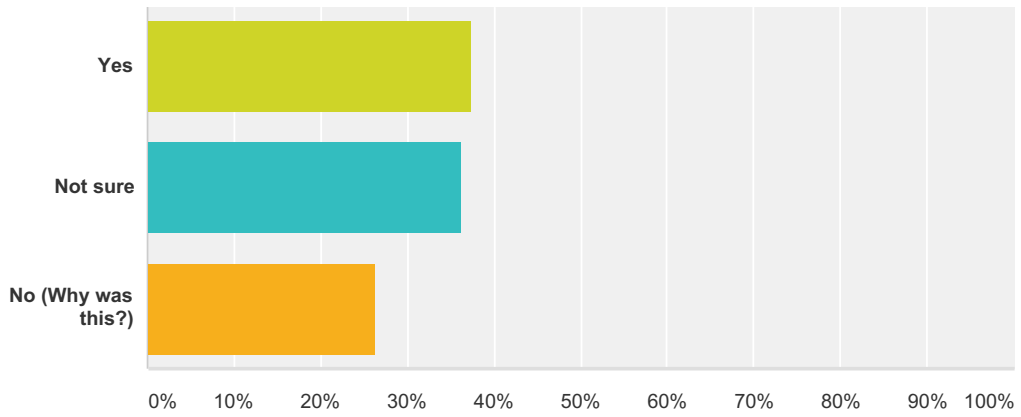
Answer Choices	Responses
No fixed address	3.45% 1
No need to see GP	72.41% 21
Not sure how to find and register with a GP	20.69% 6
Other (please specify)	3.45% 1
Total	29

Q17 Which GP Practice are you registered with?

Answered: 91 Skipped: 11

Q18 When you registered with your GP Practice, did you let them know that you were are Service Veteran?

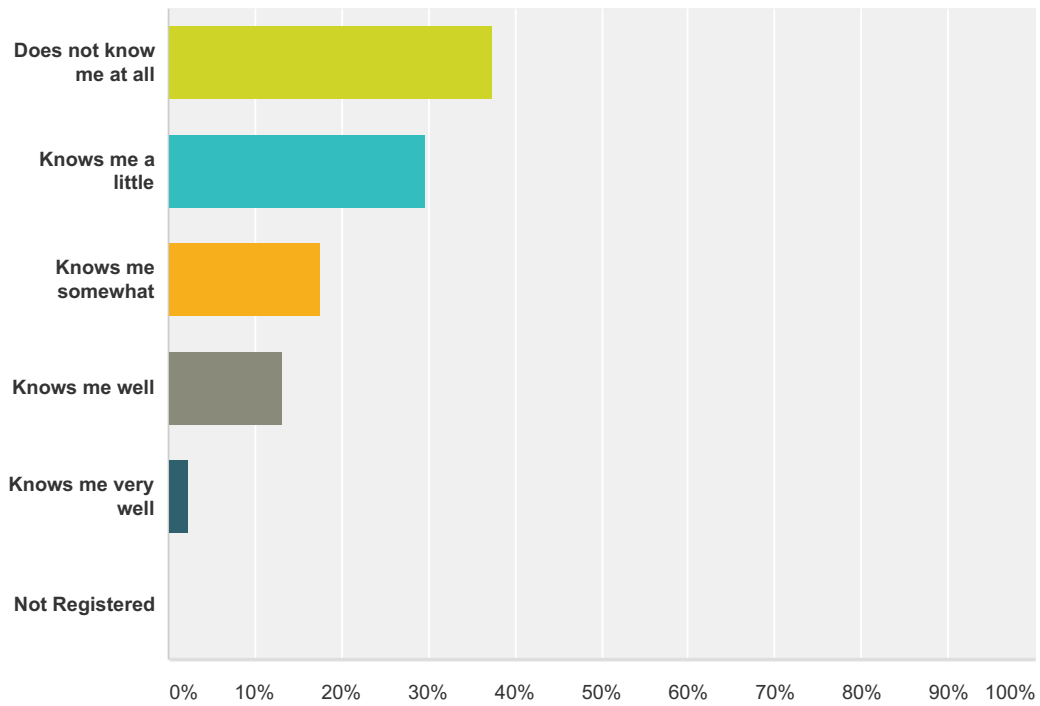
Answered: 91 Skipped: 11



Answer Choices	Responses
Yes	37.36% 34
Not sure	36.26% 33
No (Why was this?)	26.37% 24
Total	91

Q19 How well do you think your GP knows you?

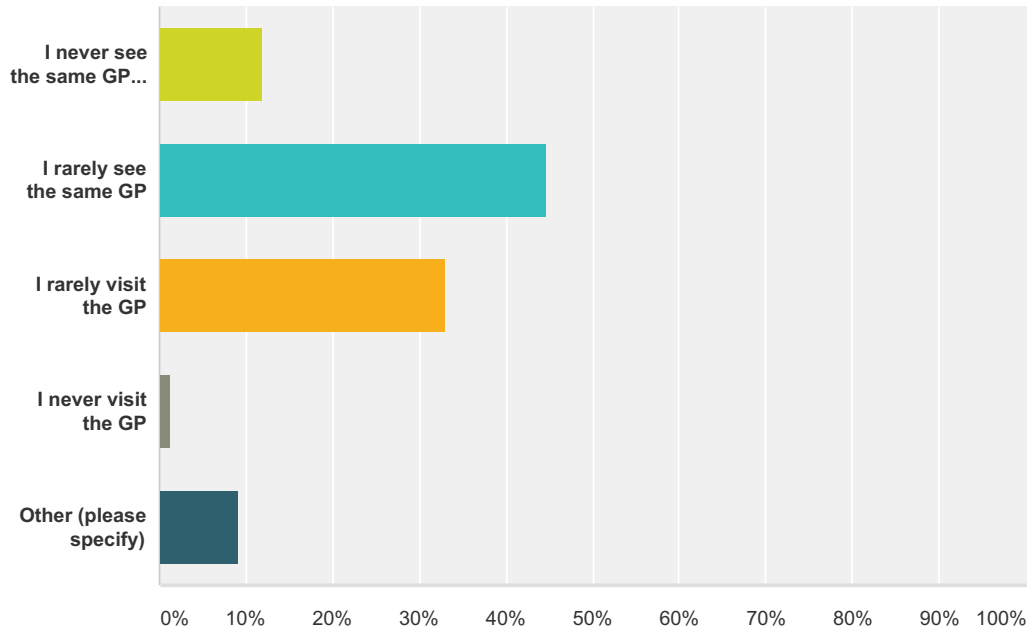
Answered: 91 Skipped: 11



Answer Choices	Responses	
Does not know me at all	37.36%	34
Knows me a little	29.67%	27
Knows me somewhat	17.58%	16
Knows me well	13.19%	12
Knows me very well	2.20%	2
Not Registered	0.00%	0
Total		91

Q20 Why does your GP not know you very well?

Answered: 76 Skipped: 26



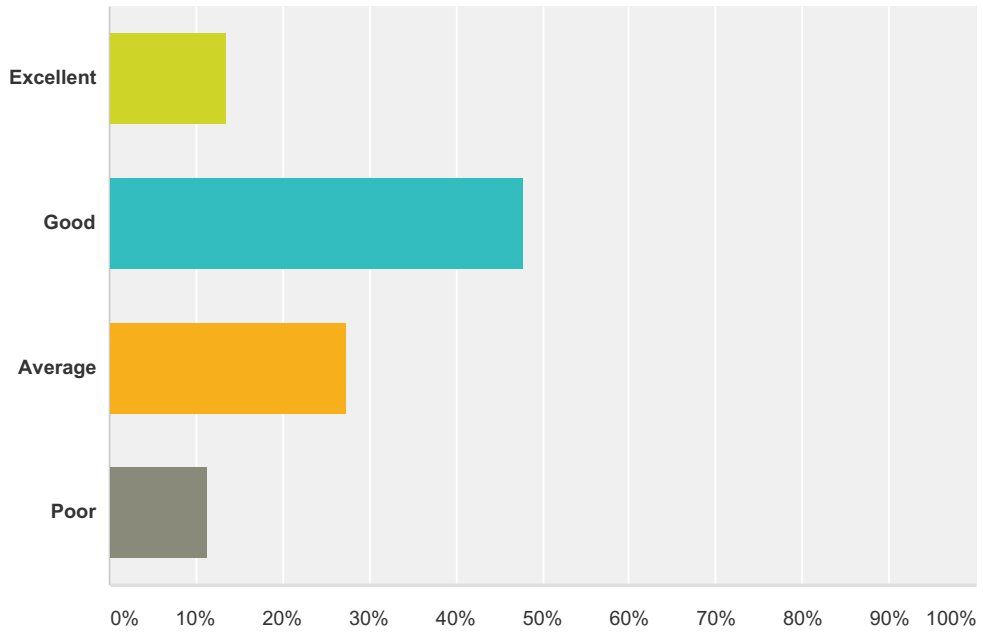
Answer Choices	Responses
I never see the same GP twice	11.84% 9
I rarely see the same GP	44.74% 34
I rarely visit the GP	32.89% 25
I never visit the GP	1.32% 1
Other (please specify)	9.21% 7
Total	76

Q21 So that we can help GPs better understand how Veterans consider their health needs are being met, we would like to know about your experiences at your GP Practice, both good and bad, any concerns you may have and what could be done better.

Answered: 46 Skipped: 56

Q22 Overall, how would you rate the service you receive from your GP practice?

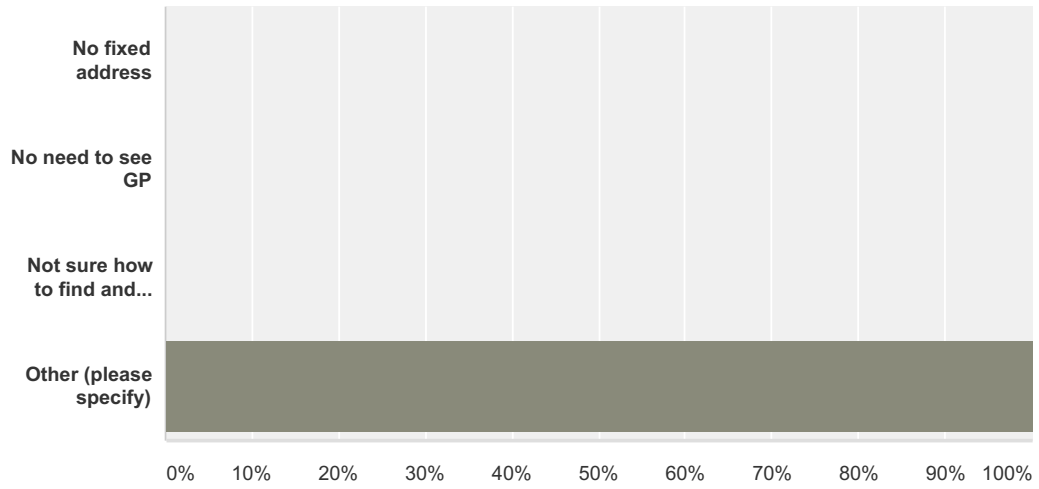
Answered: 88 Skipped: 14



Answer Choices	Responses
Excellent	13.64% 12
Good	47.73% 42
Average	27.27% 24
Poor	11.36% 10
Total	88

Q23 If you have not registered with a GP, what has stopped you doing so?

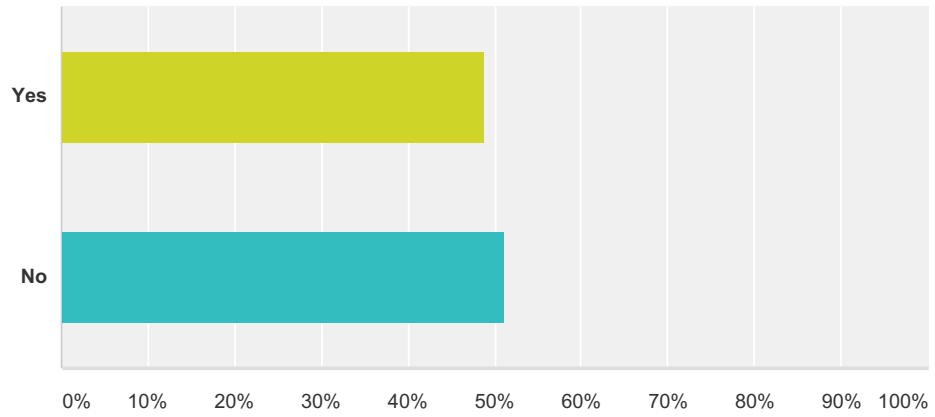
Answered: 1 Skipped: 101



Answer Choices	Responses
No fixed address	0.00% 0
No need to see GP	0.00% 0
Not sure how to find and register with a GP	0.00% 0
Other (please specify)	100.00% 1
Total	1

Q24 Since you left the Service, have you been referred for Secondary Care services?

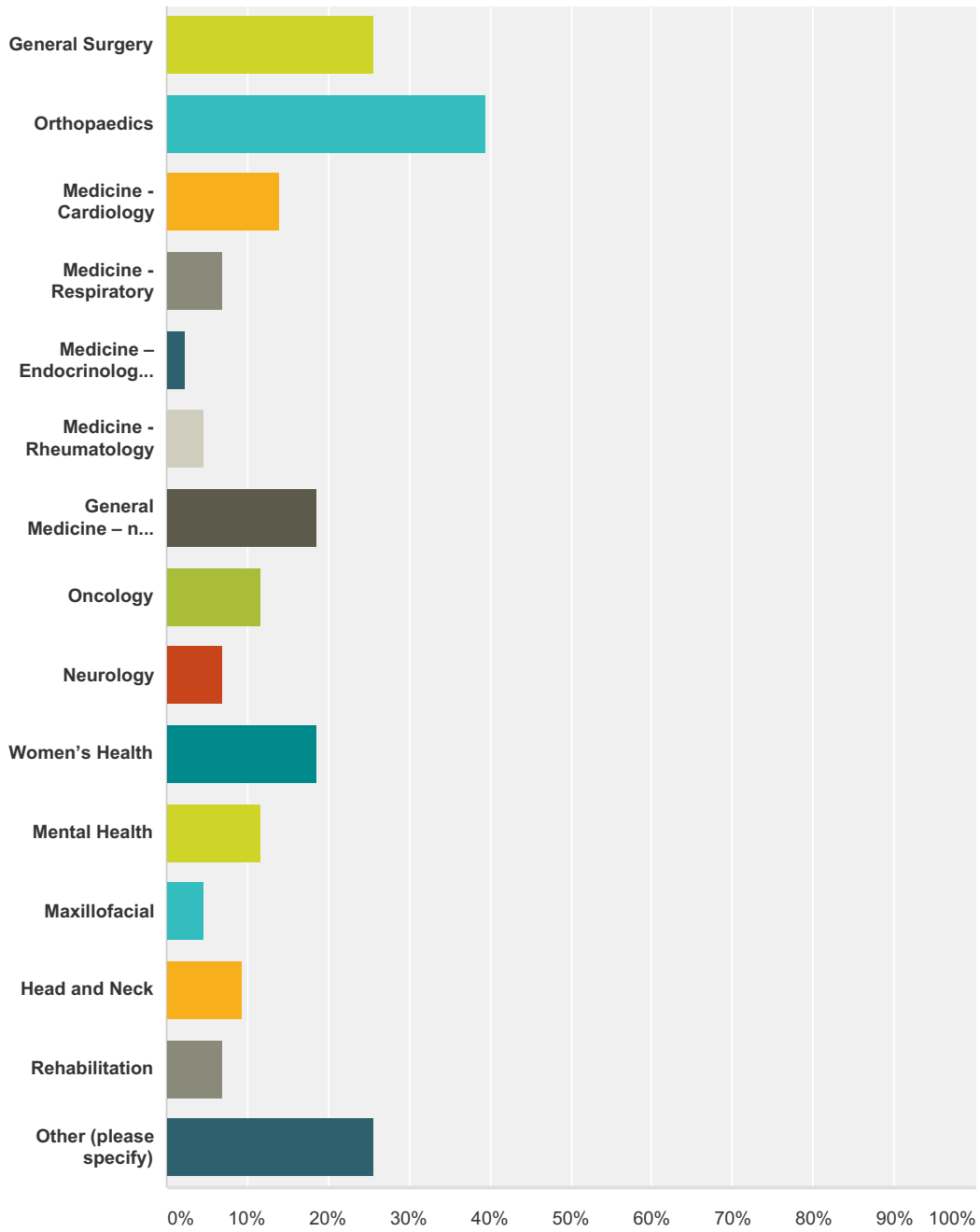
Answered: 88 Skipped: 14



Answer Choices	Responses	
Yes	48.86%	43
No	51.14%	45
Total		88

Q25 What type of Service were you referred to?

Answered: 43 Skipped: 59

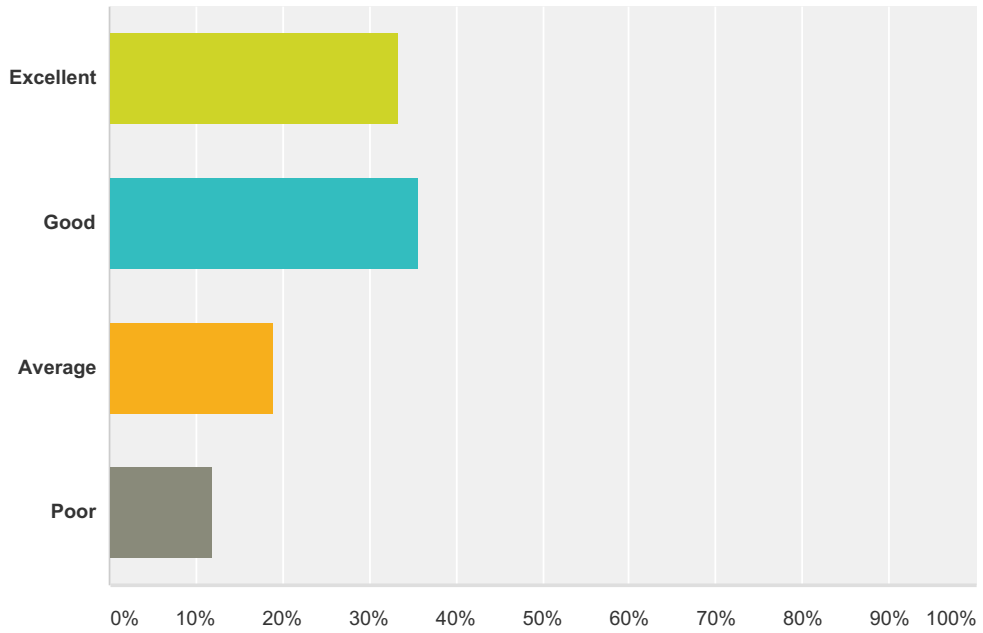


Answer Choices	Responses
General Surgery	25.58% 11
Orthopaedics	39.53% 17
Medicine - Cardiology	13.95% 6
Medicine - Respiratory	6.98% 3
Medicine – Endocrinology (e.g. Diabetes)	2.33% 1
Medicine - Rheumatology	4.65% 2

General Medicine – not covered above	18.60%	8
Oncology	11.63%	5
Neurology	6.98%	3
Women's Health	18.60%	8
Mental Health	11.63%	5
Maxillofacial	4.65%	2
Head and Neck	9.30%	4
Rehabilitation	6.98%	3
Other (please specify)	25.58%	11
Total Respondents: 43		

Q26 Overall, how would you rate the service you received from Secondary Care?

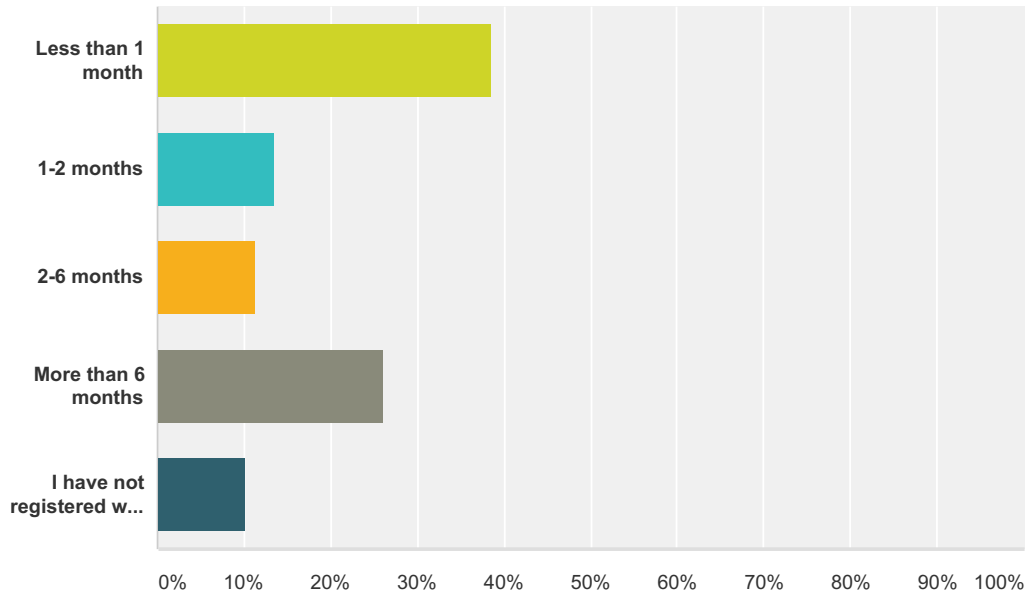
Answered: 42 Skipped: 60



Answer Choices	Responses
Excellent	33.33% 14
Good	35.71% 15
Average	19.05% 8
Poor	11.90% 5
Total	42

Q27 How long was it between leaving the Service and registering with a Dentist?

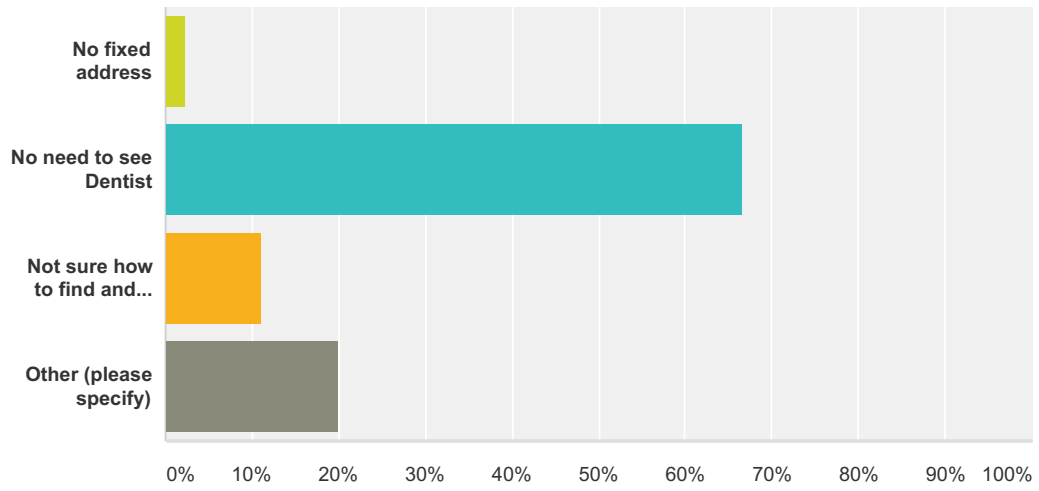
Answered: 88 Skipped: 14



Answer Choices	Responses
Less than 1 month	38.64% 34
1-2 months	13.64% 12
2-6 months	11.36% 10
More than 6 months	26.14% 23
I have not registered with a Dentist	10.23% 9
Total	88

Q28 If it was more than 1 month before you registered with a Dentist, what caused the delay?

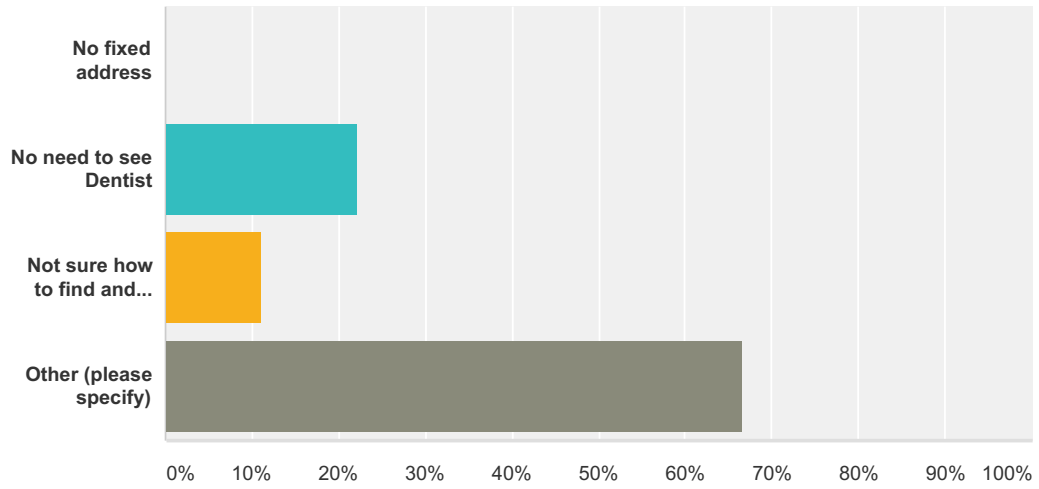
Answered: 45 Skipped: 57



Answer Choices	Responses
No fixed address	2.22% 1
No need to see Dentist	66.67% 30
Not sure how to find and register with a Dentist	11.11% 5
Other (please specify)	20.00% 9
Total	45

Q29 If you have not registered with a Dentist, what has stopped you doing so?

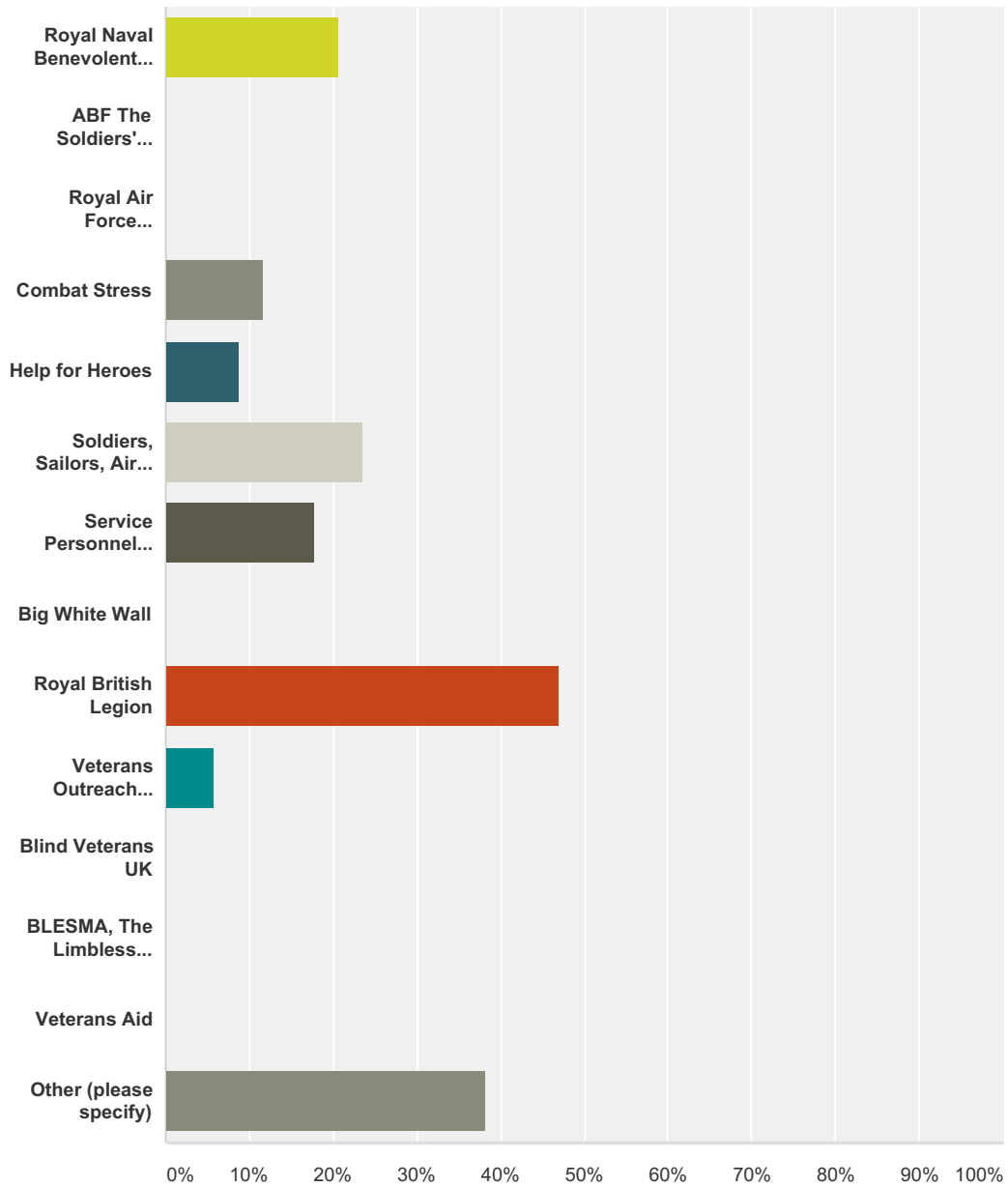
Answered: 9 Skipped: 93



Answer Choices	Responses
No fixed address	0.00% 0
No need to see Dentist	22.22% 2
Not sure how to find and register with a Dentist	11.11% 1
Other (please specify)	66.67% 6
Total	9

Q30 Have you accessed any of the following services? Please tick all that apply.

Answered: 34 Skipped: 68



Answer Choices	Responses
Royal Naval Benevolent Trust	20.59% 7
ABF The Soldiers' Charity	0.00% 0
Royal Air Force Benevolent Trust	0.00% 0
Combat Stress	11.76% 4
Help for Heroes	8.82% 3
Soldiers, Sailors, Airmen Families Association (SSAFA)	23.53% 8
Service Personnel Veterans Association (SPVA)	17.65% 6

Big White Wall	0.00%	0
Royal British Legion	47.06%	16
Veterans Outreach Support	5.88%	2
Blind Veterans UK	0.00%	0
BLESMA, The Limbless Veterans	0.00%	0
Veterans Aid	0.00%	0
Other (please specify)	38.24%	13
Total Respondents: 34		

Q31 Do you have any additional healthcare information relevant to this survey?

Answered: 39 Skipped: 63

Q32 What could be done to help Veterans to access and make the most of the healthcare and wellbeing services that they need?

Answered: 57 Skipped: 45

Q33 Telephone

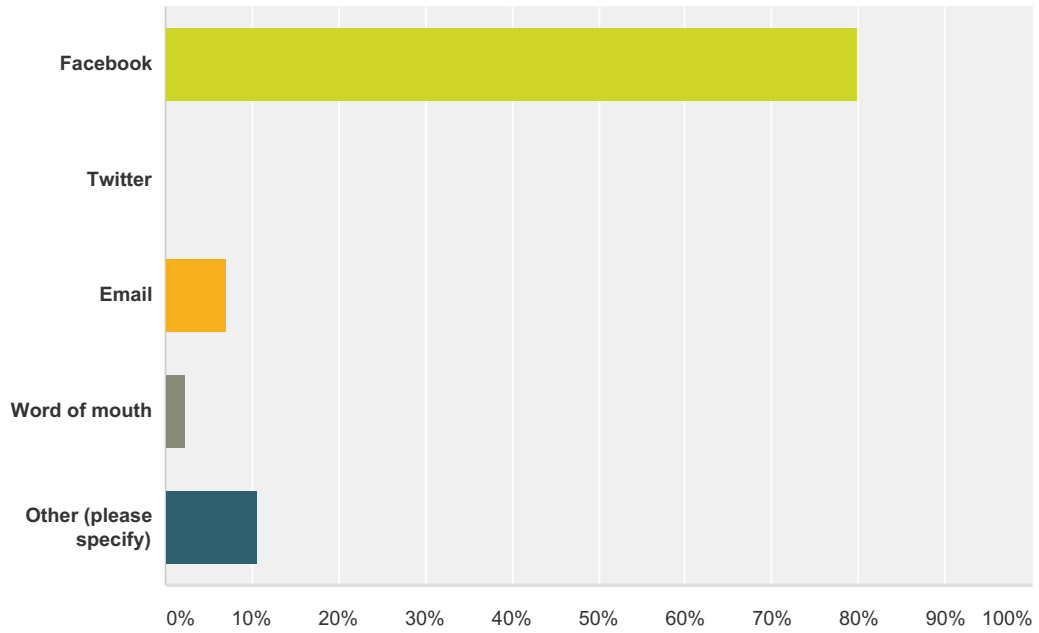
Answered: 19 Skipped: 83

Q34 Email

Answered: 29 Skipped: 73

Q35 How did you find out about this survey?

Answered: 85 Skipped: 17



Answer Choices	Responses	Count
Facebook	80.00%	68
Twitter	0.00%	0
Email	7.06%	6
Word of mouth	2.35%	2
Other (please specify)	10.59%	9
Total		85